


NEW  
**RENAULT  
TRAFIC**



1st July 2022

# the van designed around you

New Renault Trafic has been redesigned to bring maximum efficiency and personalisation to your journey. With the choice from 2 lengths, 2 roof heights and panel van or crew van versions, the New Trafic range allows for customisation to find the right van for your day-to-day needs. The redesign of New Trafic has optimised storage space and comfort throughout the cabin, enhancing the mobile office and connectivity features, making every journey with New Trafic more enjoyable and efficient.



**10 new  
advanced  
driver  
assistance  
systems**

**up to 4.15m  
load length**



**up to 8.9m<sup>3</sup>  
load volume**

**up to 1166kg  
payload**

**up to 2.5t  
towing  
capacity**

**84 litres of  
cabin storage**



**elegant functionality  
on the road**



Dynamic and elegant, the exterior design of the New Renault Trafic is above all functional. The new C-shaped LED headlights and 30% larger electric-folding door mirrors (standard from Sport) bring a stylish look to the front of New Trafic, while also providing greater visibility. The ergonomic load area allows you to maximise storage and makes it more convenient than ever to transfer cargo. Emphasising the elegance of New Trafic, the 17" alloy wheels (standard from Sport) make a statement on the road and reflect the attention brought to even the smallest of details.



1. up to 4.15m of load length thanks to the load-through bulkhead located underneath the passenger seat
2. up to 8.9m<sup>3</sup> of load volume



**optimised load area**



With its class-leading load length of 4.15m\* using the load-through bulkhead under the passenger seat, and its capacity of towing up to 2.5 tonnes, nothing can stop the New Renault Trafic. The ergonomically designed load area offers of up to 8.9m<sup>3</sup> of volume, along with two LED lights as well as the 16 anchorage points\* to maximise convenience.

\*in L2 version.



1

1. Mobile office: middle passenger seat folds down to present laptop and clipboard storage. Cabin also offers 84 litres of storage including 3 litre glovebox
2. wireless smartphone charger
3. smartphone integration via AndroidAuto™ or Apple CarPlay™



2

## premium and spacious cabin



3

The completely redesigned interior on New Traffic brings some of the best features of the Renault Car range to the cabin, delivering a highly premium feel. A brand-new dashboard with chrome inserts and the 4.2" colour display on the instrument panel bring a true feel of quality to New Traffic, along with the 84 litres of convenient storage solutions. Enjoy your journey from start to finish with the new 8" EASY LINK multimedia system and stay connected through the smartphone integration brought by Android Auto or Apple CarPlay, all while charging your device on the new wireless smartphone charger.

\*depending on versions.

Android Auto™ is a trademark of Google Inc. Apple CarPlay™ is a trademark of Apple Inc. Dashboard compartment covers are not available on right-hand drive vehicles.






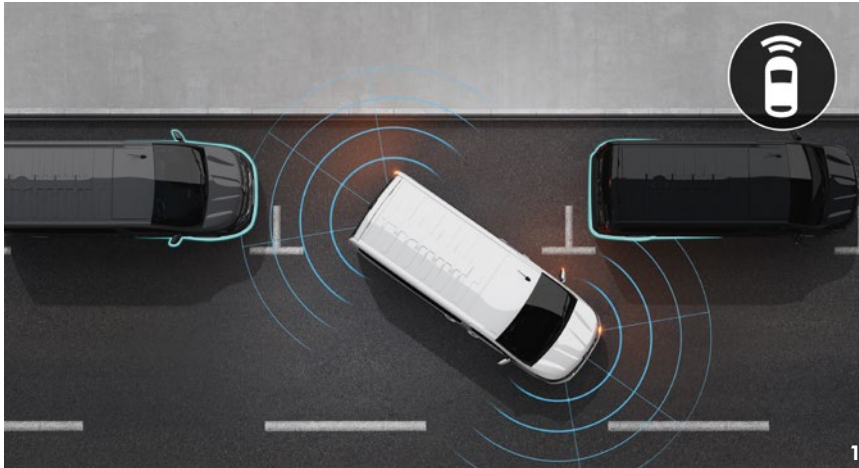
Item	Quantity	Unit Price	Total Price
Item 1	10	100	1000
Item 2	5	200	1000
Item 3	20	50	1000
Item 4	15	66.67	1000
Item 5	30	33.33	1000
Item 6	10	100	1000
Item 7	5	200	1000
Item 8	20	50	1000
Item 9	15	66.67	1000
Item 10	30	33.33	1000



## crew van

With seating for up to 6 and a generous load area, New Traffic Crew Van can adapt to suit your daily business activities. The glazed bulkhead separating the load area from the second row of seats brings enhanced visibility and additional driver safety when on the road.





# driving made simple

Drive with complete peace of mind, New Traffic will make your journeys safer. A range of advanced driver assistance systems<sup>(1)</sup> and safety devices allow you to travel with confidence.



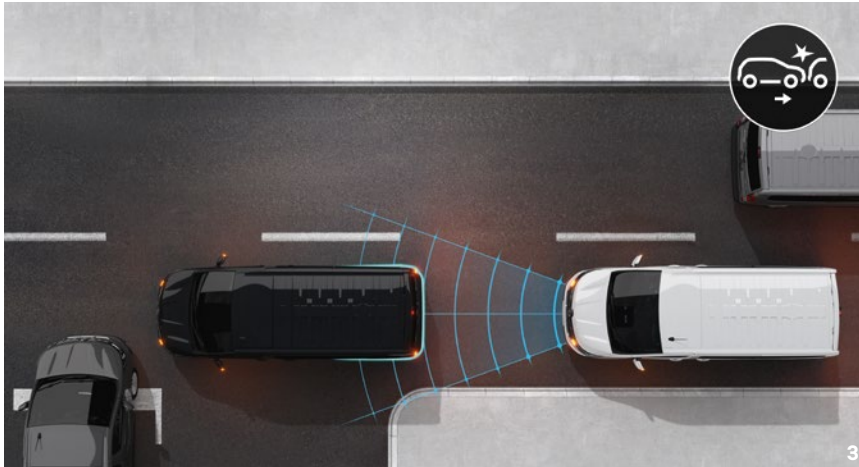
## 1. The 360° parking sensors

Front, rear and side sensors warn you of objects using an audible and visual signal. You no longer need to worry about damaging your bodywork (Optional).

## 2. Blind Spot Warning

This system warns the driver of vehicles in their blind spot and helps avoid collisions when manoeuvring. The driver is alerted by an LED light being activated in the corresponding door mirror (Optional).

(1) It is your responsibility to stay alert, drive safely and be in control of the vehicle at all times. Driver assist features have speed and other limitations and should not be relied on. For more information, please refer to the owner's manual or contact your local dealer.



## an ever safer road

### 3. Active Emergency Braking System

This system is able to detect both moving and stationary vehicles. The driver is warned via a visual and audible alert, if the driver doesn't brake or doesn't brake hard enough the system supports with braking (Standard from Sport).

### 4. Adaptive Cruise Control

This allows you to maintain a safe distance from the vehicle in front. The system applies the brakes when this distance is too short and then accelerates once the road is clear again (Optional).

### 5. Lane Departure Warning

This system alerts the driver if they cross the central reservation line involuntarily (Standard from Sport+).

# colours



Cumulus Blue<sup>(1) (3)(4)</sup>



Urban Grey<sup>(1)</sup>



Glacier White<sup>(1)</sup>



Jet Black<sup>(2)</sup>



Highland Grey<sup>(2)</sup>



Slate Grey<sup>(2) (4)</sup>



Carmin Red<sup>(2)</sup>

	Glacier White 369	Urban Grey KPW	Cumulus Blue RQU	Jet Black D68	Highland Grey KQA	Slate Grey KNA	Carmin Red NPF
Business	■	■	■	○	○	○	○
Business+	■	■	■	○	○	○	○
Sport	■	■	■	○	○	○	○
Sport+	■	-	■	■	■	■	■

■: standard. ○: optional. -: not available.

(1) solid paint. (2) metallic paint. (3) not available with body coloured front bumper, door rail, rear tail light column and chrome grille. colours shown may vary in real life. (4) not available on high roof versions.

# upholstery



'Kompo' upholstery



'Java' upholstery

	Panel vans / Crew vans			
	Business	Business+	Sport	Sport+
'Kompo' upholstery	■	■	-	-
'Java' upholstery	-	-	■	■

■: standard. o: optional.

# wheels



16" 'Siras' wheel trim



17" 'Avens' alloy wheels



17" 'Avens' diamond cut alloy wheels

	Panel vans / Crew vans			
	Business	Business+	Sport	Sport+
16" 'Siras' with large wheel stylers	■	■	-	-
17" 'Avens' alloy wheels	-	-	■	-
17" 'Avens' diamond cut alloy wheels	-	-	-	■

■: standard. o: optional.

# tyres

Type of tyres	Summer				All-weather
	215/65 R16	205/65 R16	205/65 R16	215/60 R17	215/65 R16
Tyre/wheel size					
Make	Goodyear EfficientGrip Cargo	Goodyear EfficientGrip Cargo	Bridgestone Duravis R660	Goodyear EfficientGrip Cargo	Continental VanContact 4Season
Fuel efficiency class	B	B	B	B	C
Wet grip class	A	A	A	A	A
Exterior noise (dB)	70 dBA AT 50 mph 63.9 dBA AT 30 mph	69 dBA AT 50 mph 61.9 dBA AT 30 mph	72 dBA AT 50 mph 67 dBA AT 30 mph	69 dBA AT 50 mph 62.7 dBA AT 30 mph	73 dBA AT 50 mph 67.1 dBA AT 30 mph

# standard features

## Business



image shown is left-hand drive.



16" 'Siras' wheels



Kompo



### technology

- DAB radio with Bluetooth connectivity, USB socket and AUX input
- 3.5" monochrome TFT driver information display
- key - 3 button folding with selective opening
- 12v power socket (front)
- 12v power socket in load area
- 6 speed gearbox with gear shift indicator
- ECO mode button

### interior

- driver's seat with armrest - height adjustable, lumbar adjustment
- 'Kompo' upholstery
- electric front windows
- interior cabin lighting
- steering wheel - reach and rake adjustment
- dashboard with geometric grain
- front passenger bench seat
- closed glove box

### exterior

- full LED headlights with C-shaped DRL
- 16" steel wheel trims
- door mirrors - heated with electric adjustment and external temperature sensor
- left side loading door - unglazed
- rear doors - unglazed, 180°
- 80-litre fuel tank
- 20-litre AdBlue tank
- spare wheel with anti-theft spare wheel holder
- roof bar fixings

### safety and security

- cruise control and speed limiter
- ESC (Electronic Stability Control) with Hill Start Assist and Grip Xtend
- anchorage points : 14 for Short wheel base (SWB) and 16 for Long wheel Base (LWB) weight allowed per anchorage ring: approximately 500kg
- alarm - Thatcham T1 volumetric alarm
- airbag - driver
- full steel bulkhead

- seatbelt reminder - driver and passenger
- seatbelts - 3 point height-adjustable seatbelts with pretensioners and load limiters
- deadlocking
- ABS with EBD (Electronic Brake force Distribution)
- remote central locking
- electronic immobiliser
- 4 disc brakes

### crew van adds:

- 2nd row of 3 passenger bench seat
- glazed bulkhead
- left and right side loading doors - glazed
- front passenger bench seat with underseat storage
- interior side panels up to windows



# standard features

## Business+ (in addition to Business)



image shown is left-hand drive.



16" 'Siras' wheels



Kompo



### technology

- EASY LINK display with 8" touchscreen, DAB radio, Bluetooth and USB ports
- smartphone integration with Android Auto™ and Apple CarPlay™

### interior

- manual air conditioning with pollen filter
- mobile office (fold down middle passenger seat, with detachable A4 clipboard and laptop storage - not available on Crew Vans)
- passenger bench seat with underseat storage

### exterior

- body coloured door rail and rear tail light column with chrome grille

### safety and security

- full steel bulkhead with load-through facility (not available on Crew Vans)
- wide view mirror (blind spot mirror in passenger sunvisor)
- rear parking sensors

# standard features

## Sport (in addition to Business+)



image shown is left-hand drive. dashboard storage is open on right-hand drive.



17" 'Avens' alloy wheels



Java



### technology

- EASY LINK navigation with 8" touchscreen, DAB radio, Bluetooth and USB ports
- smartphone integration with Android Auto™ and Apple CarPlay™
- connected navigation services - 3 years included: Google search for places of interest, live traffic info and weather
- automatic headlights and rain sensitive front wipers
- 4.2" colour TFT driver information display

### interior

- premium dashboard with horizontal grain and chrome styling
- premium faux leather steering wheel
- 'Java' upholstery
- interior LED cabin lighting

### exterior

- 17" alloy wheels
- body coloured front bumper and door mirrors
- door mirrors - electric folding

### safety and security

- 'Active Emergency Braking System'
- 'Driver Attention Alert'
- front fog lights

### crew van adds:

- 2nd row of 3 passenger seats:
- individual seats with adjustable headrests, ISOFIX (left & right seat), 2 armrests and underseat storage
- left and right side loading doors - glazed with opening windows

# standard features

## Sport+ (in addition to Sport)



image shown is left-hand drive. dashboard storage is open on right-hand drive.



17" 'Avens' diamond cut alloy wheels



Java



### technology

- keyless entry

### interior

- climate control

### exterior

- metallic paint
- 17" alloy wheels with black inserts
- body coloured side mouldings

### safety and security

- rear parking camera
- 'Lane Departure Warning'
- 'Traffic Sign Recognition'



# accessories



**1. side step pack**  
(77 11 782 165)

**2. short aerial**  
(77 11 943 294)

**3. chrome-finish fog light trim**  
(26 1A 219 93R)

**4. chrome door mirror shells and door handle covers**  
(TBC) (77 11 947 908)

**5. Customisation stickers - bonnet sport stickers**  
(65 09 232 38R)

Some accessories require the vehicle to be registered before fitment. Your selected dealer will be able to offer further advice on this and provide you with a quote for fitment for vehicles already in dealer stock. Accessories are fitted post production and may have an impact on WLTP fuel (actual) consumption and CO<sub>2</sub> figures

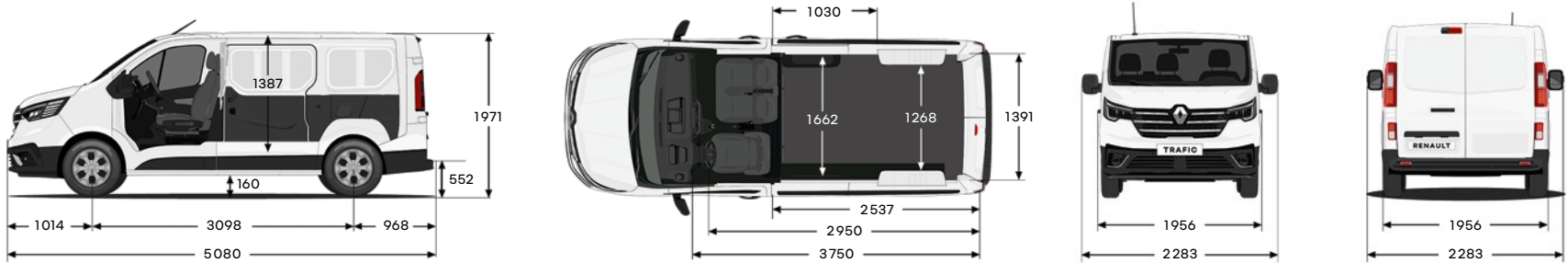
# technical specifications

	Blue dCi 110	Blue dCi 130	Blue dCi 150	Blue dCi 150 EDC6	Blue dCi 170	Blue dCi 170 EDC6
Engine capacity/number of cylinders/valves	1997/4/16	1997/4/16	1997/4/16	1997/4/16	1997/4/16	1997/4/16
Max. power kW ECC (hp) at rpm	81 (110) at 3 500	96 (130) at 3 500	110 (150) at 3 500	110 (150) at 3 500	125 (170) at 3 500	125 (170) at 3 500
Max. torque Nm ECC at rpm	300 at 1500	320 at 1500	350 at 1500	350 at 1500	380 at 1500	380 at 1500
Type of injection	common rail direct injection (2500 bar)					
Fuel and tank volume (L)	diesel - 80					
Adblue® fuel tank volume <sup>(1)</sup> (L)	24.7					
Emission control standard	Euro 6 d-full					
Gearbox type	manual gearbox	manual gearbox	manual gearbox	automatic gearbox dual clutch	manual gearbox	automatic gearbox dual clutch
Number of gears	6					
Maintenance interval	up to 24,000 miles/2 years <sup>(2)</sup>					
<b>Performance</b>						
Top speed (mph)	103	109	109	110	tbc	115
0-62 mph (s)	16.8	14.3	tbc	11.6	tbc	10.6
<b>Fuel consumption and emissions <sup>(3)</sup></b>						
Certification cycle	WLTP <sup>(4)</sup>					
Combined fuel consumption (mpg)	39.8-40.9	tbc	tbc	39.2-39.8	39.8-40.4	tbc
CO <sup>2</sup> emissions (g/km)	182-186	tbc	tbc	185-188	184-187	tbc
<b>Steering</b>						
Turning circle between kerbs (m)	short wheelbase: 12.4 - Long wheelbase: 13.8					
Turning circle between walls (m)	short wheelbase: 12.8 - Long wheelbase: 14.3					
<b>Braking</b>						
ABS with EBD (Electronic brake force distribution)	standard					
Front: ventilated disks - Rear: solid disks Ø/width (mm)	296/28 - 280/12					
<b>Tyres</b>						
Tyre/wheel size	standard : 205/65 R16 option : 215/60 R17"			standard : 215/65 R16 option : 215/60 R17"		

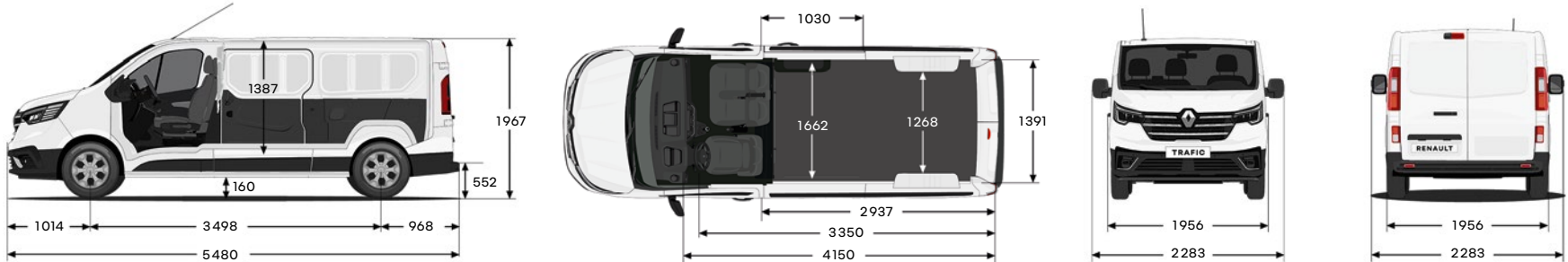
- = not available. (1) homologation in progress. The actual consumption of fuel and AdBlue depends on the conditions of use of the vehicle, the equipment, the driving style of the driver and the load. (2) an engine consumes oil for lubricating and cooling its moving parts, it is normal to top up the oil once or several times between two changes. (3) WLTP figures shown are for comparability purposes. Actual real-world driving results may vary depending on factors such as weather conditions, driving styles, vehicle load or any accessories fitted after registration. Depending on options fitted WLTP figures may differ. Please consult with local dealer or refer to [www.business.renault.co.uk/configurator](http://www.business.renault.co.uk/configurator) for more information. (4) WLTP (Worldwide harmonized Light vehicles Test procedures); this new protocol makes it possible to obtain results much closer to those observed during the daily trips carried out than the NEDC protocol.

# dimensions

## L1H1 Van



## L2H1 Van

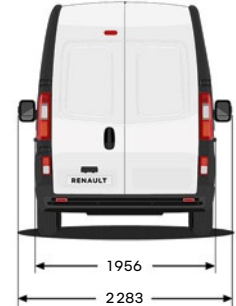
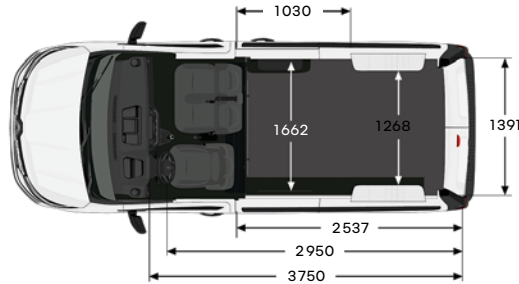
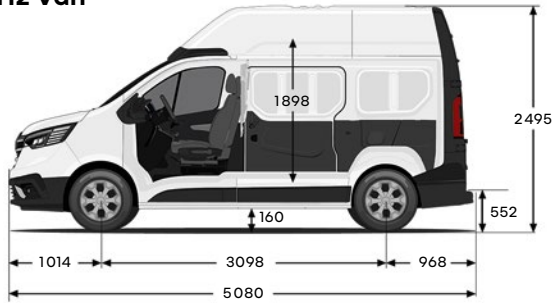


H1 Van dimensions (mm)	L1H1	L2H1
Maximum load volume (m <sup>3</sup> )	5,8	7,75
<b>Exterior dimensions</b>		
Overall length	5080	5480
Overall width with/without door mirrors	1956/2283	1956/2283
Overall height	1971	1967
Wheelbase length	3098	3498
Front overhang	1014	1014
Rear overhang	968	968
<b>Loading area</b>		
Width x length of the load-through facility	510 x 222	510 x 222
Loading length on floor	2537	2937
Loading length on floor (including load-through facility)	2950	3350
Loading length on floor (including load-through facility into footwell)	3750	4150
Loading length 400mm from the floor	tbc	2937
Loading length 1m from the floor	tbc	2650
Maximum loading area width	1662	1662
Width between wheel arches	1268	1268
Maximum loading area height	1387	1387
<b>Sliding side door(s)</b>		
Sliding side door entry width 600mm from the floor	907	907
Sliding side door entry 100mm from the floor	1030	1030
Sliding side door entry height	1284	1284

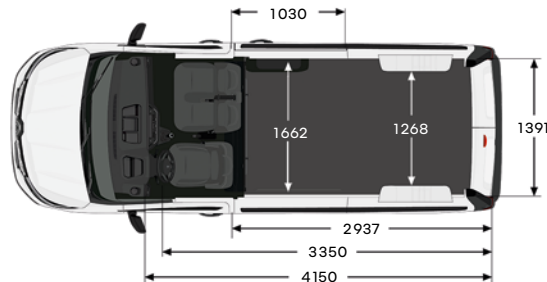
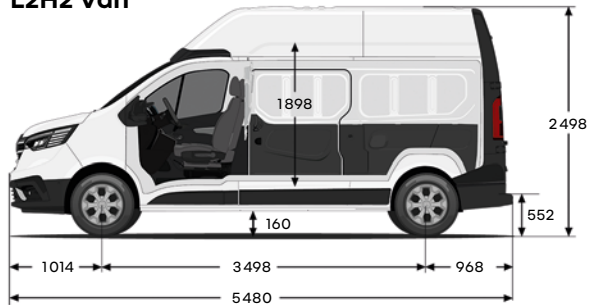
Dimensions H1 van (mm)	L1H1	L2H1
<b>Rear door</b>		
Entry width 70mm from the floor	1391	1391
Entry height	1320	1320
Loading sill	552	552
Ground clearance	160	160

H1 Van weights and loads (kg)	L1H1		L2H1
Version	SL28	SL30	LL30
Gross vehicle weight	2800	2900 - 3010	3010 - 3070
Kerb weight	1783 - 2066	1783 - 2066	1819 - 2102
Max payload	1017	1227	1251
Max load on front axle	1625	1625	1625
Max load on rear axle	1650	1650	1650
<b>Max towable weight</b>			
Braked/unbraked Manual	750/2000 - 2500	750/2000 - 2500	750/2000 - 2500
<b>Max towable weight</b>			
Braked/unbraked Auto EDC	750/1900	750/1690 - 1800	750/1630 - 1690

### L1H2 Van



### L2H2 Van



#### H2 Van dimensions (mm)

	L1H2	L2H2
Maximum load volume (m <sup>3</sup> )	6,7	8,9
<b>Exterior dimensions</b>		
Overall length	5080	5480
Overall width with/without door mirrors	1956/2283	1956/2283
Overall height	2495	2498
Wheelbase length	3098	3498
Front overhang	1014	1014
Rear overhang	968	968
<b>Loading area</b>		
Width x length of the load-through facility	510 x 222	510 x 222
Loading length on floor	2537	2937
Loading length on floor (including load-through facility)	2950	3350
Loading length on floor (including load-through facility into footwell)	3750	4150
Loading length 400mm from the floor	2537	2937
Loading length 1m from the floor	2250	2650
Maximum loading area width	1662	1662
Width between wheel arches	1268	1268
Maximum loading area height	1898	1898
<b>Sliding side door(s)</b>		
Sliding side door entry width 600mm from the floor	907	907
Sliding side door entry 100mm from the floor	1030	1030
Sliding side door entry height	1284	1284

#### Dimensions H2 van (mm)

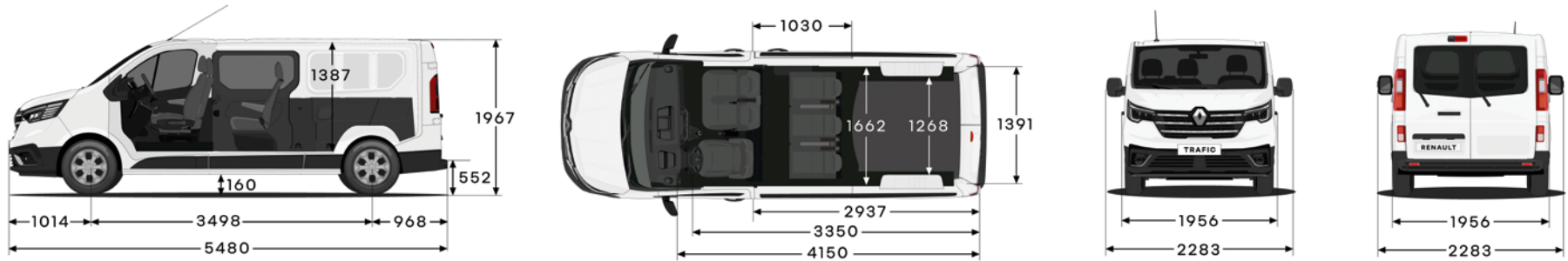
	L1H2	L2H2
<b>Rear door</b>		
Entry width 70mm from the floor	1391	1391
Entry height	1820	1820
Loading sill	552	552
Ground clearance	160	160

#### H2 Van weights and loads (kg)

	L1H2	L2H2
<b>Version</b>		
Gross vehicle weight	SH30	LH30
Kerb weight	2900	3010
Max payload	1943 - 1965	1978 - 2001
Max load on front axle	935 - 957	1009 - 1032
Max load on rear axle	1625	1625
Max towable weight (Braked/unbraked Manual)	1650	1650
	750/2500	750/2500



## Crew Van



DIMENSIONS (mm)	LL30
Load volume (m <sup>3</sup> )	4.0
<b>Exterior dimensions</b>	
Wheelbase	3,498
Overall length	5,480
Front overhang	1,014
Rear overhang	968
Overall width with/without door mirrors	2,283/1,956
Width between wheel arches	1,268
<b>Loading area</b>	
Loading area length at 400mm from the floor	1,819
Loading area length at floor	2,314 - 2,423
Width * length of the opening under passenger bench seat	225*1220
Maximum loading area width	1,662
<b>Sliding side door(s)</b>	
Sliding door sill width at 600mm from the floor	907
Sliding door sill width at 100mm from the floor	1,030
Sliding door sill height	1,284
<b>Rear door</b>	
Loading sill height (unladen)	552
Ground clearance	160

Weights (kg)	BUSINESS LL30	BUSINESS+ LL30	SPORT LL30		SPORT+ LL30	
	Blue dCi 130	Blue dCi 130	Blue dCi 150	Blue dCi 170 Auto	Blue dCi 150	Blue dCi 170 Auto
Gross Vehicle Weight	3,070	3,070	3,070	3,070	3,070	3,070
Gross Train Weight	5,570	5,570	5,570	4,700	5,570	4,700
Maximum Payload*	896	881	1,013	988	1,012	987
Roof Payload	200	200	200		200	
Kerb Weight*	2,024	2,039	2057	2082	2058	2083
1° axle kerb weight (Kg)	1,306	1,306	1,306	1,331	1,306	1,331
2° axle kerb weight (Kg)	840	840	840	840	840	840
Max Weight on front axle	1,625	1,625	1,625	1,625	1,625	1,625
Max Weight on rear axle	1,650	1,650	1,650	1,650	1,650	1,650
Braked trailer capacity	2,500	2,500	2,500	1,630	2,500	1,630
Unbraked trailer capacity	750	750	750	750	750	750

# pricing

Traffic panel van	WLTP CO <sub>2</sub> (g/km) <sup>†</sup>	Fuel type	Combined fuel consumption (mpg) <sup>†</sup>	VED 2021/22	Basic price (£)	VAT 20% (£)	Total retail price (£)*	On the road price*
<b>Business</b>								
SL28 Blue dCi 110 Business Panel Van MY22	182	Diesel	40.9	£290	27,450	5,490	32,940	£33,985
SL28 Blue dCi 130 Business Panel Van MY22	182	Diesel	40.9	£290	28,200	5,640	33,840	£34,885
SL28 Blue dCi 150 Business Panel Van MY22	182	Diesel	40.9	£290	28,950	5,790	34,740	£35,785
SL30 Blue dCi 110 Business Panel Van MY22	184	Diesel	40.4	£290	27,950	5,590	33,540	£34,585
SL30 Blue dCi 130 Business Panel Van MY22	184	Diesel	40.4	£290	28,700	5,740	34,440	£35,485
SL30 Blue dCi 150 Business Panel Van MY22	184	Diesel	40.4	£290	29,450	5,890	35,340	£36,385
SH30 Blue dCi 150 Business Panel Van MY22	211	Diesel	34.9	£290	30,450	6,090	36,540	£37,585
LL30 Blue dCi 110 Business Panel Van MY22	186	Diesel	39.8	£290	28,650	5,730	34,380	£35,425
LL30 Blue dCi 130 Business Panel Van MY22	186	Diesel	39.8	£290	29,400	5,880	35,280	£36,325
LL30 Blue dCi 150 Business Panel Van MY22	186	Diesel	39.8	£290	30,150	6,030	36,180	£37,225
LH30 Blue dCi 150 Business Panel Van MY22	213	Diesel	34.9	£290	31,150	6,230	37,380	£38,425
<b>Business+</b>								
SL28 Blue dCi 130 Business+ Panel Van MY22	183	Diesel	40.4	£290	29,750	5,950	35,700	£36,745
SL28 Blue dCi 150 Business+ Panel Van MY22	183	Diesel	40.4	£290	30,500	6,100	36,600	£37,645
SL28 Blue dCi 150 Auto EDC Business+ Panel Van MY22	185	Diesel	39.8	£290	32,500	6,500	39,000	£40,045
SL30 Blue dCi 130 Business+ Panel Van MY22	185	Diesel	40.4	£290	30,250	6,050	36,300	£37,345
SL30 Blue dCi 150 Business+ Panel Van MY22	185	Diesel	40.4	£290	31,000	6,200	37,200	£38,245
SL30 Blue dCi 150 Auto EDC Business+ Panel Van MY22	186	Diesel	39.8	£290	33,000	6,600	39,600	£40,645
SH30 Blue dCi 150 Business+ Panel Van MY22	212	Diesel	34.9	£290	32,000	6,400	38,400	£39,445
LL30 Blue dCi 130 Business+ Panel Van MY22	186	Diesel	39.8	£290	30,950	6,190	37,140	£38,185
LL30 Blue dCi 150 Business+ Panel Van MY22	186	Diesel	39.8	£290	31,700	6,340	38,040	£39,085
LL30 Blue dCi 150 Auto EDC Business+ Panel Van MY22	187	Diesel	39.2	£290	33,700	6,740	40,440	£41,485
LH30 Blue dCi 150 Business+ Panel Van MY22	213	Diesel	34.5	£290	32,700	6,540	39,240	£40,285
<b>Sport</b>								
SL28 Blue dCi 130 Sport Panel Van MY22	184	Diesel	40.4	£290	31,350	6,270	37,620	£38,665
SL28 Blue dCi 150 Sport Panel Van MY22	184	Diesel	40.4	£290	32,100	6,420	38,520	£39,565
SL28 Blue dCi 150 Auto EDC Sport Panel Van MY22	186	Diesel	39.8	£290	34,100	6,820	40,920	£41,965
SL28 Blue dCi 170 Sport Panel Van MY22	184	Diesel	40.4	£290	32,700	6,540	39,240	£40,285
SL28 Blue dCi 170 Auto EDC Sport Panel Van MY22	186	Diesel	39.8	£290	34,700	6,940	41,640	£42,685
LL30 Blue dCi 130 Sport Panel Van MY22	187	Diesel	39.8	£290	32,550	6,510	39,060	£40,105
LL30 Blue dCi 150 Sport Panel Van MY22	187	Diesel	39.8	£290	33,300	6,660	39,960	£41,005
LL30 Blue dCi 150 Auto EDC Sport Panel Van MY22	188	Diesel	39.2	£290	35,300	7,060	42,360	£43,405
LL30 Blue dCi 170 Sport Panel Van MY22	187	Diesel	39.8	£290	33,900	6,780	40,680	£41,725
LL30 Blue dCi 170 Auto EDC Sport Panel Van MY22	188	Diesel	39.2	£290	35,900	7,180	43,080	£44,125
<b>Sport+</b>								
SL28 Blue dCi 150 Sport+ Panel Van MY22	184	Diesel	40.4	£290	33,700	6,740	40,440	£41,485
SL28 Blue dCi 170 Sport+ Panel Van MY22	185	Diesel	40.4	£290	34,300	6,860	41,160	£42,205
SL28 Blue dCi 170 Auto EDC Sport+ Panel Van MY22	186	Diesel	39.8	£290	36,300	7,260	43,560	£44,605
LL30 Blue dCi 150 Sport+ Panel Van MY22	187	Diesel	39.8	£290	34,900	6,980	41,880	£42,925
LL30 Blue dCi 170 Sport+ Panel Van MY22	187	Diesel	39.8	£290	35,500	7,100	42,600	£43,645
LL30 Blue dCi 170 Auto EDC Sport+ Panel Van MY22	189	Diesel	39.2	£290	37,500	7,500	45,000	£46,045

# pricing

Traffic crew van	WLTP CO <sub>2</sub> (g/km) <sup>†</sup>	Fuel type	Combined fuel consumption (mpg) <sup>†</sup>	VED 2021/22	Basic price (£)	VAT 20% (£)	Total retail price (£)*	On the road price*
<b>Business - 6 seats</b>								
LL30 Blue dCi 130 Business Crew Van MY22	190	Diesel	39.2	£290	31,550	6,310	37,860	£38,905
<b>Business+ - 6 seats</b>								
LL30 Blue dCi 130 Business+ Crew Van MY22	190	Diesel	39.2	£290	33,100	6,620	39,720	£40,765
<b>Sport - 6 seats</b>								
LL30 Blue dCi 150 Sport Crew Van MY22	191	Diesel	38.7	£290	35,450	7,090	42,540	£43,585
LL30 Blue dCi 170 Auto EDC Sport Crew Van MY22	192	Diesel	38.7	£290	38,050	7,610	45,660	£46,705
<b>Sport+ - 6 seats</b>								
LL30 Blue dCi 150 Sport+ Crew Van MY22	191	Diesel	38.7	£290	37,050	7,410	44,460	£45,505
LL30 Blue dCi 170 Auto EDC Sport+ Crew Van MY22	192	Diesel	38.7	£290	39,650	7,930	47,580	£48,625

\*All prices shown are the manufacturer's recommended retail prices. The "On The Road" price Includes delivery to the dealer premises, number plates and a four-litre starter pack of AdBlue® including funnel. 12 months government road fund licence (depending on CO<sub>2</sub> emissions) and the First Registration Fee of £55. Other goods or services supplied by agreement between the customer and the dealer are not included. †WLTP figures shown are for comparability purposes. Actual real-world driving results may vary depending on factors such as weather conditions, driving styles, vehicle load or any accessories fitted after registration. Depending on options fitted WLTP figures may differ. Please consult with local dealer or refer to [www.business.renault.co.uk/configurator](http://www.business.renault.co.uk/configurator) for more information.

## LCV service plan

		MRRP (inc VAT)
Manual	5 Years / 66,000 miles	£1,270
Automatic	5 Years / 66,000 miles	£1,695

## LCV extended warranty

	MRRP (inc VAT)
5 Years / 100,000 miles	£685

**Service Plan Terms & Conditions** The Service Plan offer is available on all LCV's. Valid at participating Renault dealers only and may be purchased up to 12 months after registration or before the first service (whichever is sooner). Vehicles must be ordered between 01 July 2022 to 30 September 2022 and registered to 31 December 2022.

The Renault Service plan covers the manufacturer's minimum maintenance programme requirements for the term of the Service Plan purchased (refer to the Warranty and Service sheet in the Handover Document wallet for details). The plan ends when you reach the age or mileage limit (whichever comes first). Services must be carried out in line with the manufacturer's minimum maintenance programme requirements and servicing intervals within +/-1 month or 1,000 miles of the service interval and can only be carried out at a Renault Approved outlet. Service plans do not cover wear and tear items such as (but not limited to) tyres, wiper blades or brakes. For Service plan full Terms & Conditions visit [www.renault.co.uk/owners](http://www.renault.co.uk/owners). Cannot be part exchanged, refunded or transferred. All prices quoted are MRRP.

**Extended Warranty Terms & Conditions** The Extended Warranties are available on all LCV's (excluding ZOE Van). Valid at participating Renault dealers only and are available to purchase from first date of registration and may be purchased up to 12 months after registration. For full Extended Warranty Terms and Conditions visit [www.renault.co.uk/extensions-of-warranties](http://www.renault.co.uk/extensions-of-warranties)

# options

	Business			Business+			Sport		Sport+		Basic Price	Vat	Total Retail Price
	Panel		Crew	Panel		Crew	Panel	Crew	Panel	Crew			
	Low roof	High roof	Low roof	Low roof	High roof	Low roof	Low roof	Low roof	Low roof	Low roof			
<b>connectivity</b>													
Technology Pack 1 <sup>(11)</sup> EASY LINK navigation with 8" touchscreen, DAB radio, Bluetooth, USB ports and compatible with Apple CarPlay™ & Android Auto™ Connected navigation services - 3 years included: Google search for places of interest, live traffic info and weather Wireless smartphone charger Hands-free key card with push button stop/start function	0	0	0	-	-	-	-	-	-	-	£990	£198	£1,188
Technology Pack 2 Wireless smartphone charger Hands-free key card with push button stop/start function	0	-	0	0	-	0	0	0	-	-	£220	£44	£264
Additional key (third)	0	0	0	0	0	0	0	0	0	0	£55	£11	£66
Battery interface	0	0	0	0	0	0	0	0	0	0	£50	£10	£60
Coat hooks x2 (load area and on bulkhead)	0	0	-	0	0	-	0	-	0	-	£12	£2	£14
Conversion interface box	0	0	0	0	0	0	0	0	0	0	£150	£30	£180
EASY CONNECT dongle - adapter for fleet connectivity services	0	0	0	0	0	0	0	0	0	0	£150	£30	£180
EASY LINK display with 8" touchscreen, DAB radio, Bluetooth, USB ports and compatible with Apple CarPlay™ & Android Auto™	0	0	0	■	■	■	-	-	-	-	£450	£90	£540
EASY LINK navigation with 8" touchscreen, DAB radio, Bluetooth, USB ports and compatible with Apple CarPlay™ & Android Auto™ <sup>(11)</sup> Connected navigation services - 3 years included: Google search for places of interest, live traffic info and weather Hands-free keycard with push button stop/start function	0	0	0	0	0	0	■	■	■	■	£800	£160	£960
Wireless smartphone charger	0	0	0	0	0	0	0	0	0	0	£150	£30	£180
Without spare wheel	0	0	0	0	0	0	0	0	0	0	£100	£20	£120
											no Cost Option		
<b>comfort &amp; convenience</b>													
Comfort Pack 1 <sup>(19)</sup> Heated driver's seat with non-heated passenger 2 seat bench or Heated driver's and heated passenger seat <sup>(2)</sup> Manual air conditioning with pollen filter Door mirrors - electric folding	0	0	0	-	-	-	-	-	-	-	£990	£198	£1,188
Comfort Pack 2 <sup>(19)</sup> 2nd row of passenger seat with two dividing armrests Individual seats with ISOFIX (left and right seats) and underseat storage Left and right side loading doors - glazed with opening windows	-	-	0	-	-	0	-	-	-	-	£950	£190	£1,140
Comfort Pack 3 <sup>(19)(18)</sup> Heated driver's seat with non-heated passenger 2 seat bench or Heated driver's and heated passenger seat <sup>(2)</sup> Climate control	0	0	0	0	0	0	0	0	0	0	£1,200	£240	£1,440
											£350	£70	£420
Luxe Pack <sup>(24)</sup> 3 individual interior roof mounted spotlights for the 2nd row 2x15w roof mounted speakers for the 2nd row Reclining ability of the 2nd row of seats 2x sunblinds	-	-	-	-	-	-	-	0	-	0	£1,450	£290	£1,740
Climate control <sup>(18)</sup>	0	0	0	0	0	0	0	0	0	0	£200	£40	£240
											£1,050	£210	£1,260
Delete bulkhead	0	0	-	0	0	-	0	-	0	-	no cost option		
Door mirrors - electric folding	0	0	0	0	0	0	■	■	■	■	£50	£10	£60
Easy clean polypropylene side panels <sup>(25)</sup>	0	0	0	0	0	0	0	0	0	0	£600	£120	£720
Heated driver's and heated single passenger seat <sup>(9)</sup>	0	0	0	0	0	0	0	0	0	0	£200	£40	£240
Heated driver's seat with non heated passenger 2 seat bench <sup>(9)</sup>	0	0	0	0	0	0	0	0	0	0	£200	£40	£240
Interior side panels - load area <sup>(1)</sup>	0	0	■	0	0	■	0	■	0	■	£50	£10	£60
LED loadspace lighting	0	0	0	0	0	0	0	0	0	0	£250	£50	£300
Manual air conditioning with pollen filter	0	0	0	■	■	■	■	■	-	-	£850	£170	£1,020
Single passenger's seat - height and lumbar adjustment with armrest <sup>(23)</sup>	0	0	0	0	0	0	0	0	0	0	no cost option		
Plylining - reinforced resin coated plywood floor	0	0	0	0	0	0	0	0	0	0	£275	£55	£330
Plylining - resin coated plywood floor	0	0	0	0	0	0	0	0	0	0	£175	£35	£210
Plylining - sides and resin coated plywood floor	0	0	0	0	0	0	0	0	0	0	£630	£126	£756
Plylining - sides and reinforced resin coated plywood floor	0	0	0	0	0	0	0	0	0	0	£730	£146	£876
Rear door ladder with roof rack and walkway <sup>(6)</sup>	0	-	0	0	-	0	0	0	0	0	£2,000	£400	£2,400
Rear door ladder with roof rack <sup>(6)</sup>	0	-	0	0	-	0	0	0	0	0	£1,800	£360	£2,160
<b>doors &amp; windows</b>													
Glazing pack 1 <sup>(16)</sup> Heated rear window with rear wipers Glazed 180° opening rear doors Glazed right-side loading doors with an opening window Glazed rear quarter panels Glazed left side loading door with an opening window	0	0	-	0	0	-	0	-	0	-	£810	£162	£972
Glazing pack 2 <sup>(16)</sup> Heated rear window with rear wipers Glazed tailgate Glazed right-side loading door with an opening window Glazed rear quarter panels Glazed left side loading door with an opening window	0	-	-	0	-	-	0	-	0	-	£855	£171	£1,026
Extra-tinted windows	0	0	0	0	0	0	0	0	0	0	£175	£35	£210

# options

	Business			Business+			Sport			Sport+			Basic Price	Vat	Total Retail Price
	Panel		Crew	Panel		Crew	Panel		Crew	Panel		Crew			
	Low roof	High roof	Low roof	Low roof	High roof	Low roof	Low roof	Low roof	Low roof	Low roof	Low roof				
Glazing for side loading doors - non-opening windows (both) <sup>(21)</sup>	o	o	■	o	o	■	o	-	o	-	o	-	£210	£42	£252
Opening windows in glazed side loading doors (both) <sup>(21)</sup>	o	o	-	o	o	-	o	■	o	■	o	■	£280	£56	£336
Rear quarter panels - glazed <sup>(14)</sup>	o	o	-	o	o	-	o	-	o	-	o	-	£100	£20	£120
Rear doors - 180° glazed, heated with rear wipers <sup>(17)</sup>	o	o	o	o	o	o	o	o	o	o	o	o	£150	£30	£180
Rear doors - 270° unglazed - LWB only	o	-	o	o	-	o	o	o	o	o	o	o	£250	£50	£300
Rear doors - 270° glazed - LWB only <sup>(17)</sup>	o	-	o	o	-	o	o	o	o	o	o	o	£300	£60	£360
Rear tailgate - glazed, heated with rear wipers <sup>(17)</sup>	o	-	o	o	-	o	o	o	o	o	o	o	£200	£40	£240
Right Side loading door - unglazed	o	o	-	o	o	-	o	-	o	-	o	-	£300	£60	£360
<b>driver assistance &amp; safety</b>															
Advanced Driver Assist Pack 1 <sup>(3) (4) (5) (13) (15) (20) (22)</sup>															
Active Emergency Braking System															
Over Speed Prevention															
Blind Spot Warning															
Lane Departure Warning															
Automatic high-beam															
Adaptive Cruise Control															
Advanced Driver Assist Pack 2 <sup>(3) (5) (15) (20)</sup>															
Active Emergency Braking System															
Over Speed Prevention															
Blind Spot Warning															
Lane Departure Warning															
Automatic high-beam															
Advanced Driver Assist Pack 3 <sup>(4) (5) (13) (22)</sup>															
Active Emergency Braking System															
Adaptive Cruise Control															
Parking Pack <sup>(5) (10)</sup>															
360° parking sensors with rear parking camera															
Safety Pack <sup>(5)</sup>															
Automatic high-beam															
Traffic Sign Recognition															
Visibility Pack															
Automatic headlights and rain sensitive front wipers															
Front fog lights															
360° parking sensors - front, rear and lateral ultra-sonic sensors <sup>(5) (10)</sup>															
4.2" TFT colour driver information display															
Active Emergency Braking System <sup>(5)</sup>															
Adaptive Cruise Control <sup>(24)</sup>															
Airbag - front passenger with deactivation															
Airbag - front lateral, curtain and front passenger with deactivation															
All-weather tyres <sup>(8)</sup>															
Automatic high-beam <sup>(5)</sup>															
Blind Spot Warning <sup>(3) (15)</sup>															
Driver Attention Alert <sup>(14)</sup>															
E-Call - automated emergency call <sup>(10)</sup>															
Engine speed limiter (56mph/90kmh or 62mph/100kmh or 68mph/110kmh)															
Lane Departure Warning <sup>(5)</sup>															
Over Speed Prevention <sup>(5) (20)</sup>															
Rear parking sensors															
Rear parking camera <sup>(10) (14)</sup>															
Rear view assist camera <sup>(14) (19)</sup>															
Tow bar (13 pin plug, 9 wired)															
Traffic Sign Recognition <sup>(5)</sup>															
Tyre pressure monitoring system															
Wide view mirror															
<b>style</b>															
Look Pack <sup>(7)</sup>															
Premium faux leather steering wheel															
17" 'Avens' alloy wheels															
17" 'Avens' alloy wheels <sup>(7)</sup>															
Body coloured side mouldings															
Leather seats with airbag - front lateral, curtain <sup>(2) (12)</sup>															
Metallic paint															

■: standard. o: optional. -: not available. (1) Not available with other plying options (2) Must be taken with passenger's seat - height and lumbar adjustment with armrest (3) Must be taken with 360° parking sensors (4) Must be ordered with hands-free keycard (5) Must be taken with 4.2" TFT colour driver information display (6) Only available with rear doors - 180° glazed (7) Not available with all-weather tyres (8) Must be ordered with 16" steel wheels (9) Must be taken with airbag - front lateral, curtain and front passenger with deactivation (10) Must be taken with EASY LINK display or navigation (11) Must be taken with rear parking camera when ordered with 360° parking sensors - front, rear and lateral ultra-sonic sensors (12) Must be taken with Luxe Pack (13) Must be taken with Look Pack (14) Must be taken with rear parking sensors (15) Must be taken with door mirror - electric folding (16) Not available with plying or Easy clean polypropylene side panels (17) Must be taken with a glazed bulkhead (£80) Crew Vans have a glazed bulkhead as standard (18) Must be taken with Visibility Pack (19) Not available with rear tailgate (20) Must be taken with EASY LINK navigation (21) You are unable to glaze only one side loading door (22) Adaptive cruise control is only available on 150 and 170 versions (23) Renault highly recommends to take a front passenger airbag with a single passenger seat (24) Removes the under seat storage for the second row of seats (25) Must be ordered with Plying - reinforced resin coated plywood floor (26) If taken on Sport, must be ordered with hands-free keycard

## further information

Vehicle	Classed As	Delivery to Dealer and Number Plates*	Vehicle Excise Duty	First Registration Fee	Total
New Trafic	Van	£700	£290	£55	£1,045

Information correct at time of publication \* Inc VAT

## Renault PRO+, the specialist brand



You're the expert in your field and at Renault PRO+ we're here to guide you through ours. We're passionate about delivering products and services to move your business forward. So when you choose to partner with Renault PRO+ you can expect:

### **specialist network**

Renault PRO+ Centres have a dedicated commercial vehicle specialist. So whatever you're seeking advice on, there's always someone to help.

### **business commitment**

Come rain or shine, we have a set of commitments in place to help maximise uptime and minimise downtime.

### **the future today - 100% electric**

Renault PRO+ has been building, selling and maintaining electric vans since 2011. So when you're looking to make the switch, you know who to speak to.

### **a tailored approach**

Your vehicles are as unique as your business. That's why we have a programme of conversions to deliver exactly the product you want. From 'off the shelf' conversions to a more bespoke approach. We'll guide you through.

# Renault services

## 3 years warranty

Your vehicle is covered by a warranty package for up to 3 years from date of first registration (unlimited mileage during the first 24 months, followed by a further 1 year limited to a total mileage of 100,000). Your Renault Dealer is able to repair or replace without charge, parts that are found to have a material or assembly defect that is recognised by Renault. The paintwork warranty runs for 3 years and the anti-corrosion warranty for 12 years.

For Warranty Terms and Conditions please visit [www.renault.co.uk/warranty](http://www.renault.co.uk/warranty)

## 3 years Renault assistance

Should you need it, we'll provide emergency roadside repairs or tow you to the nearest Renault Dealer. This service is available 24 hours a day and is provided for 36 months from the date of first registration (unlimited mileage for first 24 months, then limited to a total of 100,000 miles or 3 years, whichever comes first). Assistance is provided within the UK & Northern Ireland only at roadside, home and includes national recovery and onward travel. Assistance applies to mechanical or electrical defects which are covered by warranty.

For Renault Assistance and Terms and Conditions please visit [www.renault.co.uk/assistance](http://www.renault.co.uk/assistance)

## LCV service plans & extended warranties

Renault's LCV Service Plans are the ultimate package to provide care free servicing for your new Renault LCV.

It really is the hassle free way to take care of your Renault and benefits from;

- Inflation Proof Servicing - You know exactly what you'll pay and there are no hidden costs
- Peace of Mind - No matter where life takes you, we'll be there in over 5000 workshops across Europe
- Renault Expertise & Quality - Our highly trained technicians know your Renault inside out

The Renault LCV Service Plan contains Renault services in-line with the manufacturer's service schedule, plus comes with a complimentary vehicle safety check to ensure your Renault is in the best condition possible.

Renault LCV Extended Warranty enhancements also available. Refer to the Price Guide for more details.

## service intervals

24,000 miles / 2 years

## Renault Network Services

No-one is better placed than Renault to maintain, fit and repair your Renault, fast. The Renault Minute (maintenance and repair with no appointment necessary) and Renault Rapide Bodycare (bumper scuffs, dings and dents, windscreen, stone chips and interior repairs...) services deliver the highest level of repair and maintenance and offer a full year's guarantee on Original Renault Parts. And don't forget to have a look at our wide range of additional equipment and accessories!

## Renault iCare

Renault iCare is an innovative Service, Maintenance & Repair product that supplies Business customers with a fully supported, managed hassle free service and maintenance package.

Renault iCare is a "Pay-As-You-Go" product that insures your vehicle is maintained by Renault technical experts when work is required.

iCare provides the following benefits:

- Full Service, Maintenance & Repair cover in the Renault Dealer Network
  - Tyres can be included within the contract at an additional fixed cost
  - Ancillary equipment can also be included (at an additional fixed monthly cost)
  - Excludes: Damage/Neglect/Abuse/Glass & Bulbs
- A fixed, pre agreed pence per mile rate
- No excess mileage charges at the end of the contract
- No pooled mileage administration
- Minimalise downtime


For more information and to obtain a quote based on your requirements, please speak to your local Renault Business dealer or visit [www.renault.co.uk/icare](http://www.renault.co.uk/icare)

## customer relations

Renault knows the value of communicating with its customers and we have established effective ways to keep in touch with you. If, after speaking to your local Renault dealership, you are not completely satisfied, please contact the Renault UK Customer Relations Team on 0344 335000† (Mon-Fri 8.00am to 6.00pm, Closed on Bank Holidays. Live Chat Mon-Fri 8.00am to 9.00pm). You can also visit our website [www.renault.co.uk](http://www.renault.co.uk) or write to us at: Renault UK Ltd, The Rivers Office Park, Denham Way, Maple Cross, Rickmansworth, Hertfordshire, WD3 9YS.

## finance options\*

There are a wide variety of ways in which the purchase of a new vehicle can be financed. Renault Finance offers all of them, so whether you're a fleet buyer or private buyer, Renault Finance is ideally placed to tell you which plan or combination of plans best suits your needs and circumstances.



## Configure your New Renault Traffic at [Business.Renault.co.uk](https://Business.Renault.co.uk)

Although every effort has been made to ensure that the information contained within this brochure is as accurate and up to date as possible, Renault U.K. reserves the right to modify its models without notice, including their characteristics, specifications, equipment and accessories. Brochures inevitably become out of date or inaccurate in some respects, in that such characteristics, specifications, equipment or accessories may be changed after the publication date given below and can differ from the descriptions given or the photos displayed. It is therefore necessary to check with your Renault dealer before purchasing any product that the characteristics, specifications, equipment or accessories of the vehicle on order are as advertised.

Publicis - photo credits: M. Hanisch, Prodigious, © Renault Marketing 3D-Commerce, RCD, Pagécran - online only - July 2022.

Renault recommends 

    [renault.co.uk](https://renault.co.uk)